

# Year 2 Curriculum Newsletter



## Term 4

Dear parents and carers,

Hello! We hope that the half term break was restful for you all.

We have World Book Day this term on 6<sup>th</sup> March. We are looking forward to sharing lots of different books.

### What is happening this term?

For whole school events please see the whole school dojo. Here are some additional things happening for Seahorses and Starfish.

PE days in Y2 will be on a Monday and Wednesday.

Family reading session – Thursday 6<sup>th</sup> March.




Science week – Monday 17<sup>th</sup> March.




Termly learning conferences – Wednesday 26<sup>th</sup> March  
– Thursday 27<sup>th</sup> March.






The Value that we are focusing on this term is:

Kindness

## Key Learning

Subject and Topic	Overview	Key knowledge
English 	Reading 	Draw on knowledge of vocabulary to understand texts (VOCABULARY – what words mean)  Make inferences from the text (INFERENCE – giving opinions and answering questions about the text)  What can the children understand from the book (fiction or non-fiction) about the setting and characters. (Retrieval – using the features in the text to answer questions)
	Writing 	Recount – Diary The children will be learning how to write a recount as a diary entry based on the book – Major Glad, Major Dizzy. <ul style="list-style-type: none"> <li>To write sentences using description.</li> <li>Features of a letter and letter writing.</li> <li>Writing a diary from a character's point of view.</li> </ul>

	<p>Spelling and Phonics</p> <ul style="list-style-type: none"> <li>Recapping phases 4 and 5</li> <li>Learning about prefixes and suffixes and how they can change the meaning of a word.</li> </ul>
	<p>Grammar</p> <ul style="list-style-type: none"> <li>Use present and past tenses correctly and consistently</li> <li>Use subordination (apply because, when; introduce that)</li> <li>Use punctuation correctly – introduce apostrophe for the possessive (singular)</li> </ul>
<p>Mathematics</p> 	<p>Length and Height</p> <ul style="list-style-type: none"> <li>Measure in centimetres and metres.</li> <li>Compare different heights.</li> </ul> <p><u>Key Vocabulary</u></p> <p>length, long, short, height, tall, measure, ruler, tape, measure, metre stick, centimetre (cm), metre (m), compare and order.</p> <ul style="list-style-type: none"> <li>Compare volume and capacity.</li> <li>Use the four operations to solve problems related to mass.</li> </ul> <p><u>Key Vocabulary</u></p> <p>mass, gram, kilogram, lighter, heavier, capacity, volume, millilitre, litre, temperature, Celsius, degrees</p> <p>Mass, Capacity and Temperature</p>
<p>Science</p> 	<p>Animals Including Humans</p> <p>To notice that animals including humans have offspring, which grow into adults. Find out about the basic needs of animals, including humans for survival.</p> <p><u>Key Vocabulary</u></p> <p>Water, food, nutrients, air, oxygen, offspring, diet, exercise, kitten, puppy, lamb, calf, piglet, foal.</p>
<p>Design and Technology</p>	<p>Eat more fruits and vegetables</p> <p>To find out the favourite fruits and vegetables in the class and present the data in a pictogram</p> <p>To examine, taste and describe a variety of fruits and vegetables</p> <p>To find out how to handle and prepare a variety of fruits and vegetables.</p> <p>To be able to design a recipe to include fruit and/or vegetables</p> <p>To be able to make and evaluate a food product based on a design.</p> <p><u>Key Vocabulary</u></p> <p>Hygiene, Core, Peel, Cut, Grate, Design, Make, Evaluate</p>
<p>Computing</p> 	<p>Data and information – pictograms.</p> <ul style="list-style-type: none"> <li>To use a computer to view data in different formats <ul style="list-style-type: none"> <li>To use a computer to make comparisons</li> </ul> </li> <li>To use a computer to present information in different ways</li> </ul> <p><u>Key Vocabulary</u></p>

		more than, less than, most, least, common, popular, <b>organise</b> , data, object, tally chart, votes, <b>total</b> , pictogram, <b>enter</b> , data, <b>compare</b> , objects, count, explain, <b>attribute</b> , group, same, different, <b>conclusion</b> , block diagram, sharing.
<p>Geography</p> 	<p>Let's go to Australia!</p>	<p>This term the children will learn about the country Australia and the human and physical features.</p> <p><u>Key Vocabulary</u> Australia, Sydney, England, London, Northampton, Seasons, Weather, Landmarks, Union Jack, Ariel view, Culture, World map, Globe, Atlas,</p> <p>Beach, cliff, coast, forest, hill, mountain, sea, ocean, river, soil, valley.</p>
<p>Music</p> 	<p>Zoo time – song structure.</p>	<p>Style: Reggae</p> <p>Links: Animals, poetry and the historical context of musical styles.</p> <p>Know there are different styles of music.</p> <p><u>Key Vocabulary</u> Chorus, Verse.</p>
<p>Personal Social Health and Relationship Education</p> 	<p>Relationships Families</p>	<ul style="list-style-type: none"> <li>• What makes a family?</li> <li>• Talk about someone special to you.</li> </ul> <p>Different types of families and who makes up a family group</p> <p><u>Key Vocabulary</u> Family, Family tree, Care, Family member</p>
<p>Physical Education</p> 	<p>Real PE Unit 4 (GAMES)</p>	<ul style="list-style-type: none"> <li>• I can make up my own rules and versions of activities. I can select and link movements together to fit a -</li> <li>• I can begin to compare y movements and skills with those of others.</li> </ul> <p><u>Key Vocabulary</u> Strike, Kick, Send and receive, Alternate hands and feet, Up, Down, Roll, Long, Base, Lean, Short base, Hold.</p>
<p>Religious Education</p> 	<p>Why are some stories special?</p>	<ul style="list-style-type: none"> <li>• What stories and books are special to my family and me?</li> <li>• What stories and books are special to people within different religions?</li> </ul> <p><u>Key Vocabulary</u></p>

		Bible, Message, Moral, Qur'an, Story, Text(s), Torah, Values, Veda.
--	--	--