

Year 3 Curriculum Newsletter



Term 4

Dear Parents and Carers,

Hello and welcome back to school. We hope that you have had a restful half term. We would like to ask that you continue to support and encourage your children, at home, to read and practise their times tables (x 2, 5, 10, 3, 4, and 8). TTRock Stars is a great way for the children to practise their rapid recall.

What is happening this term?

SAVE THE DATE - Years 3 and 4 will be taking part in a Spring Festival which we will be inviting families to join us for. **It will take place on Wednesday 2nd April at 2pm and Thursday 3rd April at 9am.**



Forest School - Wednesday - wear old, comfortable clothing




PE - Tuesday and Thursday







The Value that we are focusing on this term is:



Kindness

Key Learning

Subject and Topic	Overview	Key knowledge
<p>English</p>  <p>Writing to entertain- Poetry</p> <p>Non - Fiction - Write an information leaflet.</p>	<p><u>Reading</u></p> 	<p>The use of similes in poetry. Leap like a Leopard by John Foster</p> <p><u>Big Blue Whale - By Nicola Davies</u></p> <p>Show understanding through intonation, tone, volume and action.</p> <p><u>Discuss-</u> Words and phrases that capture the children's interest and imagination.</p> <p><u>Explain-</u> Children will learn to explain the meaning of words in the correct context.</p> <p><u>Identify-</u> Children will learn how language, structure and presentation contribute to meaning.</p>

	<p><u>Writing</u></p> 	<p><u>Outcome- To write an information leaflet about whales.</u> Use language to describe appearance, habitat and behaviour of whales.</p> <p>Children will watch nature clips, look at pictures and hear detailed descriptions of whales including the dangers they face.</p> <p><u>Outcome- Nonfiction text including headings</u> Use a range of coordinating and subordinating conjunctions. Use present and past tenses correctly and consistently, including progressive and present perfect forms. Use persuasive language to tell others how to protect whales.</p>
	<p><u>Spelling</u> <u>Phonics</u></p>	<p><u>The spelling focus this term will be:</u> Words with the digraphs: ai and ey, using the suffix ly and spelling homophones (words which sound the same but are spelt differently).</p>
	<p><u>Grammar</u></p>	<p>Use punctuation at year 2 standard correctly (full stops, capital letters, - including for proper nouns, exclamation marks, question marks, commas in a list, apostrophes for contraction and singular noun possession).</p> <p>Form nouns with a range of prefixes.</p> <p>Use conjunctions and prepositions for time and place. Use paragraphs and sub headings.</p>
<p>Mathematics</p>  <p>Maths</p>	<p><u>Mass and capacity</u></p> <p><u>Fractions</u></p>	<p><u>Key Knowledge</u></p> <p>The children will be reminded of the units of measurement for measuring mass: grams and kilograms. They will also look at capacity, focusing on litres and milli-litres. We will then revisit fractions towards the end of the term.</p> <p><u>Key vocabulary</u></p> <p>Grams, kilograms, litres and milli-litres. Fractions, half, quarter, third, tenth.</p>
<p>Science</p> 	<p><u>I wonder why</u></p> <p><u>Linked in with Forest School</u></p>	<p><u>Key knowledge</u></p> <p>In science this half term we will be using the great outdoors to answer questions about the world around us. The children will be using their natural curiosity to ask questions which we will attempt to answer and investigate during forest school.</p>

<p>Art and Design</p> 	<p><u>What is Art Nouveau?</u></p>	<p><u>Key Knowledge:</u> Children will learn about Art Deco designers, what influenced their work and attempt to recreate their patterns.</p> <p><u>Key Vocabulary</u> Art deco, industrialisation, motif, form, shape</p>
<p>Computing</p> 	<p><u>Branching and Databases</u></p>	<p><u>Key Knowledge</u> Children will be recognising that a data set can be structured using 'yes' 'no' questions. They will retrieve information.</p> <p><u>Key Vocabulary</u> Attribute, value, questions, table, objects, equal, even, compare, order, organise, information, branching, database, separate, structure, decision tree</p>
<p>Geography</p> 	<p><u>Volcanoes</u></p>	<p><u>Key Knowledge</u> By the end of this unit pupils will be able to use basic geographical vocabulary to refer to key physical geography of volcanoes and be able to name and locate some famous volcanoes around the world linking them to continents</p> <p><u>Key Vocabulary</u> volcano natural disasters climate eruption magma lava magnitude scales measures plates crust mantle core Italy Japan Hawaii North America Iceland</p>
<p>Music</p> 	<p><u>The Dragon song</u></p>	<p><u>Key Knowledge</u> Music from around the world and celebrating our differences and being kind to one another.</p> <p><u>Key vocabulary</u> Pop music</p>
<p>Personal Social Health and Relationship Education</p> 	<p><u>Relationships</u></p>	<p><u>Key Knowledge</u> Children will learn to explain how other people may look and act differently online and how to recognise different types of friendships and why they are important to us.</p> <p><u>Key vocabulary</u> Friend, friendship, close, valuable, qualities, important, argument, quarrel, fall out, making up, apologise, solve, solution</p>
<p>Physical Education</p>  <p>Creative skills</p>	<p><u>Athletics</u></p>	<p><u>Key Knowledge</u> I can make up my own rules and versions of activities. I can recognise similarities and differences in movements and expression.</p> <p>Coordination: Sending and Receiving</p>

		<p><u>Key Vocabulary</u></p> <p>Throw, catch, alternate, balance, lean, send and receive, cross-over, circuit</p>
<p>Religious Education</p> 	<p><u>Why is Jesus important?</u></p>	<p><u>Key Knowledge</u></p> <p>Christianity – What is the role of Jesus in Christianity and why is he important.</p> <p><u>Key vocabulary</u></p> <p>Bible, compassion, equality, guides, important, inspire, kindness. Moral, teaching(s), The Golden Rule, values</p>
<p>Spanish</p> 	<p><u>Carnival and using numbers</u></p>	<p><u>Key Knowledge</u></p> <p>Children will learn to count from 1 – 15 in Spanish and how to say their age.</p> <p><u>Key Vocabulary</u></p> <p>Ce, n, catorce, anos, quince</p>