

Year 1 Curriculum Newsletter



Dear Parents and Carers,

Our final term in Year 1- we can barely believe it! Your children have come so far- and we are excited to celebrate this final term with them and watching all of their hard work pay off.

Your child will be completing the year 1 phonics screening test over the course of a week. It will just be a normal activity to them so they probably won't even notice! They will also have a Transition day where they will get to spend a day in Year 2 and meet their new teachers.

The Year One Team

What is happening this term?

For whole school events please see the whole school dojo. Here are some additional things happening in

Sea Turtles and Penguins:

Phonics screening: W/b 9th June

Wednesday 18th June: Gulliver's trip

Thursday 19th June: Library visit




Wednesday 25th June: Sports Day




The Value that we are focusing on this term is:






Ambition


Term 6

Key Learning

Subject and Topic	Overview	Key knowledge
	Reading 	To draw on knowledge of vocabulary to understand texts (VOCABULARY) To identify / explain key aspects of fiction and non-fiction texts, such as characters, events, titles and information (EXPLAIN) To identify and explain the sequence of events in texts (SEQUENCE)
	Writing 	Poetry To write a poem about fruit using senses vocabulary in a shape and join with others to make a 'fruit salad' poetry sequence. Writing 'Goldilocks and just one bear' To write a new version of the story with a new character or new setting

	Phonics	Continuing with alternative pronunciations of phase 5 sounds /ee/ y funny /e/ ea head /w/ wh wheel /oa/ oe ou toe shoulder /igh/ y fly /oa/ ow snow /j/ g giant /f/ ph phone /l/ le al apple metal /s/ c ice /v/ ve give /u/ o-e o ou some mother young /z/ se cheese /s/ se ce mouse fence /ee/ ey donkey /oo/ ui ou fruit soup												
Mathematics 	Place value within 100 Money Time	<u>Key Knowledge</u> To count to 100 To partition numbers into 10's and 1's To understand the number line to 100 To understand 1 more/1 less To compare numbers with the same number of 10's To compare any two numbers To recognise coins To recognise notes To count coins To know days of the week To know months of the year To know hours, minutes, seconds To tell the time to the hour To tell the time to half hour <u>Key Vocabulary</u> Minutes hours seconds clock face hand week months coins notes tens ones greater than less than Equal more less												
Science Plants 	Plants / Forest School	<u>Key Knowledge</u> To identify and name a range of common wild and garden plants. To name the petals, fruit, flower stem, leaf, bulb, , seed, and root of a plant and branch trunk and roots of a tree. To explain the difference between deciduous and evergreen trees. To name the trunk, branches and root of a tree. To represent parts of different plants in diagrams. <u>Key Vocabulary</u> <table><tr><td>Deciduous</td><td>Evergreen</td><td>Plant</td><td>Tree</td></tr><tr><td>Petal</td><td>Flower</td><td>Stem</td><td>Root</td></tr><tr><td>Fruit</td><td>Leaves</td><td>Trunk</td><td>Branch .</td></tr></table>	Deciduous	Evergreen	Plant	Tree	Petal	Flower	Stem	Root	Fruit	Leaves	Trunk	Branch .
Deciduous	Evergreen	Plant	Tree											
Petal	Flower	Stem	Root											
Fruit	Leaves	Trunk	Branch .											
Art and Design 	Moving Pictures	<u>Key Knowledge</u> To be able to create a sliding mechanism To be able to sue levers to create a moving mechanism To investigate and create wheel mechanisms To design a picture with a moving mechanism To make a moving picture based on design To be able to evaluate design												

		<p><u>Key Vocabulary</u></p> <p>Mechanism design evaluate sliding levers</p>
<p>Computing</p> 	<p>Privacy and security</p> <p>Programming animations</p>	<p><u>Key Knowledge</u></p> <p>To choose a command for a given purpose To identify the effect of a changing value To use an algorithm to create a program</p> <p><u>Key Vocabulary</u></p> <p>ScratchJr, command, sprite, compare, programming, area, block, joining, start, run, program, background, delete, reset, algorithm, predict, effect, change, value, instructions, design</p>
<p>History</p> 	<p>Inspirational people</p>	<p><u>Key Knowledge</u></p> <p>To know the key events of Sir Walter Tull To recount some important facts about that time period To understand why his life was significant</p> <p><u>Key vocabulary</u></p> <p>Dates Now Past Present Then War Officer World War II</p>
<p>Music</p> 	<p>Unit 6 reflect, rewind and play</p>	<p><u>Key knowledge</u></p> <p>To recognise the pulse, pitch and rhythm of a song. To be able to appraise a piece of music To begin to be able to read simple musical notations</p> <p><u>Key vocabulary</u></p> <p>Appraise, melody, rhythm, pulse, pitch, compose, perform</p>
<p>Personal Social Health and Relationship Education</p> 	<p>Road Safety Steeping Stones to Road Safety Be Bright Be seen</p>	<p><u>Key Knowledge</u></p> <p>Stop, Look, Listen and Think Pedestrians walk on the pavement and vehicles travel on the road Walk safely with a grown up Hold hands walking near the road Be bright and seen How to help others see me in the dark Ride safely</p> <p><u>Key vocabulary</u></p> <p>Pedestrian pavement vehicles bright reflective Safe unsafe</p>
<p>Physical Education</p> 	<p>Real PE unit 5 Sending and receiving equipment</p>	<p><u>Key Knowledge</u></p> <p>To know that I will be out of breath when I take part in some physical activities. To know that physical exercise is good for my health. To know that I can improve by fitness through practice</p> <p><u>Key Vocabulary</u></p>

		Personal best, tactic, control, co-ordination, speed, agility, send, receive, catch
Religious Education 	Family and Family celebrations	<u>Key Knowledge</u> To know where I belong To know where I belong To know what people do when they belong to different faith communities To know how ideas of family and communities reflected in our own lives <u>Key vocabulary</u> Faith community belonging