

Year 3 Curriculum Newsletter



Term 3

Dear Parents and Carers,

Welcome back to school, we hope you have had a lovely break and managed to rest. Please could we ask that you read regularly with your child and practice times tables using the Times Table Rock Stars app. We also encourage you to complete the homework project this half term. All of these activities will really aid your child's learning throughout Year 3.

What is happening this term?

For whole school events please see the whole school dojo. Here are some additional things happening for Sea Otters and Stingrays.




PE days- Wednesday and Thursday.
Please come to school in your PE kits on these days.




Year 3 Duston library visit – Monday 27th January






The Value that we are focusing on this term is:



Respect

Key Learning

Subject and Topic	Overview	Key knowledge
<p>English</p>  <p>Writing to entertain- Poetry</p> <p>Historical narrative- Write a story.</p>	<p>Reading</p> 	<p>The Rivers Tale- extract by Rudyard Kipling.</p> <p><u>The Stone Age Boy- By Satoshi Kitamura</u></p> <p>Show understanding through intonation, tone, volume and action.</p> <p><u>Discuss-</u> Words and phrases that capture the children's interest and imagination.</p> <p><u>Explain-</u> Children will learn to explain the meaning of words in the correct context.</p> <p><u>Identify-</u> Children will learn how language, structure and presentation contribute to meaning.</p>
	<p>Writing</p> 	<p><u>Outcome-</u> To write an illustrated, descriptive poem about the river in the Stone Age.</p> <p>Use language with increasing effect: choices of nouns, adjectives and verbs; alliteration; hyperbole. They will create repeating patterns and use simple forms.</p>

		<p><u>Outcome- Historical narrative. Write a story from the boy's point of view.</u></p> <p>Use a range of coordinating and subordinating conjunctions.</p> <p>Use present and past tenses correctly and consistently, including progressive and present perfect forms.</p> <p>Add historical detail to characters, setting and events.</p>
	<p>Spelling Phonics</p>	<p><u>The spelling focus this term will be:</u></p> <p>Using the prefixes – dis and mis. Using the suffix 'ly' and spelling using ed and ing.</p>
	<p>Grammar</p>	<p>Use punctuation at year 2 standard correctly (full stops, capital letters, - including for proper nouns, exclamation marks, question marks, commas in a list, apostrophes for contraction and singular noun possession).</p> <p>Form nouns with a range of prefixes.</p> <p>Use inverted commas to punctuate direct speech (using dialogue to show the relationship between characters).</p>
<p>Mathematics</p> 	<p>.Multiplication and division</p>	<p><u>Key Knowledge</u></p> <p>The children will continue their mathematical understanding of multiplication and division. Looking at multiplying and dividing 2 digit numbers.</p> <p><u>Key vocabulary</u></p> <p>Multiplication, multiply, equal groups of, sharing, commutative.</p>
<p>Science</p> 	<p><u>Rocks and Soils.</u></p>	<p><u>Key knowledge</u></p> <p>To group and compare rocks according to property and appearance.</p> <p>To know how fossils are formed.</p> <p>To know that soil is made of organics matter and rocks.</p> <p><u>Key vocabulary</u></p> <p>Rocks, organic, matter, fossil, hard, soft, permeable, impermeable</p>
<p>Design and Technology</p> 	<p><u>Design</u> Cooking and nutrition- Sensational salads.</p>	<p><u>Key knowledge:</u></p> <p>I can name different fruits and vegetables.</p> <p>I can evaluate some existing products.</p> <p>I can prepare and make a healthy salad made from root vegetables.</p> <p>I can explain where fish come from.</p> <p><u>Key Vocabulary:</u></p> <p><i>Make design evaluate</i> texture appearance root vegetable fruit salad grate zest juice slice hygiene vitamins minerals</p>

<p>Computing</p> 	<p><u>Programming A - Sequencing sounds</u></p>	<p><u>Key Knowledge</u> Exploring a new programme and changing the appearance of a project.</p> <p><u>Key Vocabulary</u> Attribute value questions table objects equal even compare order organise information branching database separate structure selecting decision tree</p>
<p>History</p> 	<p>Early Britain's - From Stone Age to Iron Age</p>	<p><u>Key knowledge</u></p> <ul style="list-style-type: none"> Using a timeline to order the time periods -Stone, Bronze and Iron Age. Understanding how life developed across the ages. To know why the Stone, Bronze and Iron Age were given these names. <p><u>Key vocabulary</u> Ancient, century, BC, AD, forage, archaeologist</p>
<p>Music</p> 	<p>Three little birds</p>	<p><u>Key Knowledge</u> To know that reggae is a style of music. To know that Bob Marley is a famous reggae musician and singer. To learn a song off by heart.</p> <p><u>Key Knowledge</u> Reggae Bob Marley Rhythm</p>
<p>Personal Social Health and Relationship Education</p> 	<p>Emotions</p>	<p><u>Key Knowledge</u> To know strategies to help with strong emotions and feelings. To know what empathy means and ways you can show it. To know the different parts of the brain and their functions. To know ways we can help ourselves feel calm. To know what self-care is and how we can look after our mental health.</p> <p><u>Key vocabulary</u> Emotions, <i>anger, sad, joy, disgust, fear, Empathy, sympathy, brain, hippocampus, amygdala, pre-frontal cortex, self care, mental health</i></p>
<p>Physical Education</p>  <p>Cognitive skills</p>	<p>I can explain what I am doing well and I have begun to identify areas for improvement.</p>	<p><u>Key Knowledge</u> I know how to perform a marching action, lifting knees and elbows up to a 90° angle. I know how to walk fluidly with a heel to toe landing. I know how to walk fluidly, lifting knees up and using a heel to toe landing. I know how to walk fluidly, lifting heels up to bottom and using a heel to toe landing.</p> <p><u>Key Vocabulary</u></p>

		<p><i>Balance, forwards, backwards, fluidly, 90°, heels to bottom, Heel to toe landing, alternate legs, chest, Personal Best, Against another in turn, Against another at the same time</i></p>
<p>Religious Education</p> 	<p>Fairness</p>	<p><u>Key Knowledge</u></p> <p>What religions teach us about fairness. Religions such as Christianity, Judaism and Sikhism will be explored.</p> <p><u>Key vocabulary</u></p> <p>Equality, fair, fairness, forgiveness, golden rule, Guru Nanak, inequality, Jonah, unfair.</p>
<p>Spanish</p> 	<p>Animals</p>	<p><u>Key Knowledge</u></p> <p>To remember to say animal nouns To say a simple sentence to say their favourite animal.</p> <p><u>Key Vocabulary</u></p> <p>'o' 'j' gato conejo pajarero oveja perro caballo</p>