

# Year 1 Curriculum Newsletter



## Term 2

Dear Parents and Carers,

Welcome back to a new term! We hope that you have had a lovely Christmas break and were able to spend to some time with your families. We have another super exciting term ahead. Please have a look at the learning below so that you can support your child at home.


### What is happening this term?




For whole school events please see the whole school dojo. Here are some additional things happening in Sea Turtles and Penguins:




Children's mental health week 6<sup>th</sup> February



The Value that we are focusing on this term is:

## Key Learning

Subject and Topic	Overview	Key knowledge
Poetry 'If I had a beak'	Writing 	<b>The Lion inside</b> Say out loud what is going to be written about Compose a sentence orally before writing it Sequence sentences to form short narratives Re-read what they have written to check that it makes sense Discuss what has been written with the teacher or other pupils Read writing aloud clearly enough to be heard by peers and the teacher Spell words containing phonemes already taught Spell common exception words Build vocabulary Give well-structured descriptions, explanations and narratives Participate in discussions, presentations, performances, role play, improvisations and debates. Link what is read or heard to own experiences Retell stories and consider their particular characteristics Discuss word meanings, linking new meanings to those already known Draw on what they already know
Fiction 'The Lion Inside'		

		<p>Discuss the significance of the title and events</p> <p>Make inferences on the basis of what is being said and done</p> <p>Predict what might happen on the basis of what has been read so far</p> <p>Participate in discussion about what has been read to them</p> <p>Explain clearly understanding of what is read to them</p>
	Phonics/Reading	<p>This term we will be starting a new phonics scheme called Little Wandle. Children we start with a recap of phase 4 and then begin to learn our phase 5 sounds.</p>
<p>Mathematics</p> 	<p>Place value within 20</p> <p>Addition and subtraction within 20</p>	<p><u>Key Knowledge</u></p> <p>I can count within 20</p> <p>I can order numbers to 20</p> <p>I can understand the value of numbers 10-20</p> <p>I know 1 more/less than numbers to 20</p> <p>I can use a number line</p> <p>I can estimate using a number line</p> <p>I can compare numbers</p> <p>I can add by counting on</p> <p>I can add ones using my number bonds</p> <p>I can find and make numbers bonds to 20</p> <p>I know my doubles and near doubles</p> <p>I can subtract using my number bonds</p> <p>I can subtract by counting back</p> <p>I can subtract by finding the difference</p> <p><u>Key Vocabulary</u></p> <p>Compare more less number line subtract difference counting back addition</p>
<p>Science</p> <p>I Wonder Why</p> 	<u>Light and Dark</u>	<p><u>Key Knowledge</u></p> <p>To recognise whether their surroundings or pictorial representations are in the light or the dark</p> <p>To explain that they cannot see objects as well in the dark as in the light</p> <p>To identify sources of light and sort them into natural and manmade</p> <p>To make observations about shadows</p> <p>To materials into reflective and non-reflective</p> <p>To explain why reflective strips are helpful for road safety</p> <p><u>Key Vocabulary</u></p> <p>Light dark natural man-made source shadows reflective non-reflective</p>
<p>Art and Design</p> 	<u>Patterns</u>	<p><u>Key Knowledge</u></p> <p>To be able to explain what a pattern is</p> <p>To know how to arrange different element to create a pattern</p> <p>To be able to explain how to print a pattern</p>

		<u>Key Vocabulary</u> Pattern arrange print materials
Computing 	<u>Online safety</u>	<u>Key Knowledge</u> To type their name on a piece of work they have created To open a web browser To recall some of the SMART rules for Internet safety To know who to tell if someone online asks for personal information To understand why email is a good way to communicate <u>Key Vocabulary</u> Email communicate internet safety web browser personal information
History	<u>Changes in Transport</u>	<u>Key Knowledge</u> To know what chronological order means •To places transport in chronological order on a timeline •To identify aeroplanes from the past? How do they look different/similar To identify the roles within history of significant planes? To plausible explanation as to why airplanes have changed over time? <u>Key vocabulary</u> Old Very old New A long time ago Aviation Wright brothers
Music 	In the grove Unit 3	<u>Key Knowledge</u> To learn and perform a song To improvise using your voices and instruments To play an instrument to accompany the song To compose with the song To listen and appraise different genres of music <u>Key vocabulary</u> Pitch volume pulse notes
Personal Social Health and Relationship Education 	Emotions and mental health	<u>Key Knowledge</u> To Identify different emotions and understand some emotions and feelings I may have. To create a resource to indicate emotions and feelings. To Identify strategies which help with strong emotions and feelings. <u>Key vocabulary</u> Empathy Emotions – anger, sad, joy, disgust and fear
Physical Education	Real PE unit 1 Gymnastics FUNS / Exploring Space and Equipment	<u>Key Knowledge</u> I can work on simple tasks by myself I can follow instructions and practise safely I can practise my coordination and footwork I can maintain a static balance <u>Key Vocabulary</u> Heart Beating blood Health exercise direction control

		<p>Gallop side step skip hopscotch forwards backwards left and right</p>
<p>Religious Education</p> 	<p>Why is it important to celebrate the birth of a baby?</p>	<p><u>Key Knowledge</u></p> <p>What do I know about how a baby is welcomed?          How do Muslims welcome a baby?          How do some Christians welcome a baby?          Was Jesus baptised as a baby?          How do Jewish people welcome a baby?          How does the Sikh Holy book help parents choose a name for their baby?.</p> <p><u>Key Vocabulary:</u></p> <p>Allah, Baptism, Celebrate, Christening, Faith, Font, Guru Granth Sahib, Jesus, Kaur, Message, Prayer, Promise, Singh, Synagogue, Thank you, Welcome</p>