

Year 5 Curriculum Newsletter



Term 1

Dear parents and carers,

Welcome back! We hope you've had a lovely, restful summer. We are looking forward to a great start to Year 5 and introducing lots of new learning to the children. We will be explaining the homework Dojo challenge when we return to school. It would be great if you could continue to support your child at home by reading regularly and practising times tables and spellings often.

What is happening this term?

For whole school events please see the whole school dojo.




We are looking forward to inviting an Amazon specialist into school to talk to the children this term. This will be related to their learning in Geography.



Homework is due in on Wednesday 19th October 2022




The Value that we are focusing on this term is:






Kindness

Key Learning

Subject and Topic	Overview	Key knowledge
	Reading 	<u>Key Knowledge</u> Predict from details stated and implied Summarise main ideas, identifying key details Identify how language, structure and presentation contribute to meaning Evaluate author's language choice Distinguish between fact and opinion Participate in discussion about books Explain and discuss understanding of reading Provide reasoned justifications for views <u>Key vocabulary</u> Restless, fearless, outstretched, visible, cascading, plunge, pounding, hypnotised, survive/survival, adjusted, discombobulation, spectators
	Writing 	Writing to inform – we are looking at Poetry: 'The Song of Hiawatha' and using the book 'Queen of the Falls' to write a series of diaries about significant events.
	Spelling Phonics	Words with silent b E.g thumb, tomb, doubt Words ending in -ible E.g terrible, visible, reversible

	Grammar	<p>Punctuation - full stops, capital letters, exclamation marks, question marks, commas in a list, commas after fronted adverbials, apostrophes for contraction and possession)</p> <p>Adverbial phrases – a phrase indicating time, place or frequency.</p>
<p>Mathematics</p> 	Place value	<p><u>Key knowledge</u></p> <p>Understanding Roman numerals Reading, writing and understanding the place value of numbers to 1,000,000 Understanding the powers of 10 Finding 10/100/1,000/10,000, and 100,000 more or less than a number Comparing and ordering numbers to 1,000,000 Rounding numbers up to 1,000,000 to the nearest 10, 100, 1000</p> <p><u>Key vocabulary</u></p> <p>place value, millions, thousands, hundreds, tens, ones, zero, place value, greater than, less than, order, round, rounded, partition, digit, interval, sequence, linear sequence</p>
	Addition and subtraction	<p><u>Key knowledge</u></p> <p>Mental addition and subtraction strategies Adding and subtraction whole numbers with more than four digits Round to check answers Solve multi-step addition and subtraction problems Compare calculations and solve missing number problems</p> <p><u>Key Vocabulary</u></p> <p>Add, total, sum, more, altogether, addend, difference, subtrahend, minuend, subtract, less, take away, column addition, column subtraction, estimate, inverse operation, number, place value</p>
	Multiplication and division	<p>Understanding multiples and common multiples Understanding factors, common factors Understanding prime numbers, square numbers and cube numbers Multiply and divide numbers by 10, 100, 1000 Calculate multiples of 10, 100 and 1000</p> <p><u>Key Vocabulary</u></p> <p>Multiply, factor, product, groups of, lots of, times, divide, share, remainder, factor, multiple</p>
<p>Science Materials</p> 		<p><u>Key Knowledge</u></p> <p><u>Key vocabulary</u></p>

<p>Computing</p> 	<p>Word processing skills and media balance</p>	<p><u>Key Knowledge</u></p> <p>To know how to use bullets and numbering To know how to use the <ctrl> key To know how to insert and format text boxes To know how to insert and format a table in a word processing document To know how to change a page layout for a purpose To know how to create a hyperlink within a word document</p> <p><u>Key Vocabulary:</u> Toolbar, edit, spellcheck, cursor, highlight, navigate, URL (Uniform Resource Locator)</p> <p><u>Key Knowledge Online Safety</u></p> <p>Learn the "What? When? How Much?" framework for describing their media choices. Use this framework and their emotional responses to evaluate how healthy different types of media choices are. Begin to develop their own definition of a healthy media balance.</p> <p><u>Key Vocabulary:</u> media, media balance, media choices</p>
<p>Art</p> 	<p>Still life</p> <p>Through this unit children will extend their understanding of composition. This is a popular art form with many artists using this theme to practice and hone their skills.</p>	<p><u>Key Knowledge</u></p> <p>To know how a picture is composed. Children should be able to talk about the composition of a picture referring to the objects in it. To know how to create a sense of depth in a picture. To know how to use sketching to plan their initial composition. Children should be able to talk about the composition of a picture referring to the objects in it. Children should be able to quickly compose a picture through gestural sketching. To make their decisions for the media they would choose for their own art work.</p> <p><u>Key Vocabulary</u></p> <p>Line Shape Composition- construction sketching Form Colour mixing Observation</p>
<p>Geography</p> <p>The Amazon</p> 	<p>Learning about the Amazon and human impact on the environment.</p>	<p><u>Key Knowledge</u></p> <p>To know where Brazil is and what is it famous for. To identify rainforests and their main features. To know why rainforests are often in the news and what can we do to help. To discuss ways in which humans have both improved and damaged the Amazon.</p> <p><u>Key Vocabulary</u></p> <p>Brazil, Rainforest, Amazon, Endangered, Species, Environment, Damaged, Improved, Human impact</p>
<p>Music</p> <p>Dancing in the street</p>	<p>Livin' On A Prayer by Bon Jovi</p>	<p><u>Key Knowledge</u></p> <p>in this Unit of Work. All the learning is focused around one song: Livin' On A Prayer. The material presents an integrated approach to music where games, the dimensions of music (pulse, rhythm, pitch etc), singing and playing instruments are</p>

		<p>all linked. As well as learning to sing, play, improvise and compose with this song, children will listen and appraise other classic rock songs.</p> <p><u>Key Vocabulary</u> Pulse, rhythm, pitch, tempo, dynamic</p>
<p>Personal Social Health and Relationship Education</p> 	<p>Legal and illegal drugs</p>	<p><u>Key Knowledge</u></p> <p><u>Key Vocabulary</u></p>
<p>Physical Education</p> 	<p>Coordination Ball Skills</p> <p>Agility Reaction / Response</p>	<p><u>Key Knowledge</u></p> <p>I can use my awareness of space and others to make good decisions. I can understand ways to judge performance.</p> <p><u>Key Vocabulary</u> Pivot, throw, pass, landing, serve, catch, opponent.</p>
<p>Religious Education</p> 		<p><u>Key Knowledge</u></p> <p><u>Key Vocabulary</u></p>
<p>Spanish</p> 	<p>Numbers to 99 100-1000 Money</p>	<p>To be able to say, read and write numbers to 99, 100 and 1000 in Spanish To be able to read amounts of money in Spanish, learn the names of Spanish coins and notes</p>