

Year 4 Curriculum Newsletter



Term 2

Dear parents and carers,

The Year 4 Team are very proud of how all the children have settled into Year 4. Everyone has had a great start and they should now be familiar with the routines and expectations of Year 4. It was lovely to meet you during our Termly Learning Conferences and we will be asking the children to work on their targets this half term.




What is happening this term?




For whole school events please see the whole school dojo. Here are some additional things happening for Hippos and Pangolins.







PE Days: Hippos; Wednesday and Thursday
Swimming will begin 16th of November on a Wednesday.
Pangolins: Thursday & Wednesday Swimming until 9th of
After 9th Nov PE Thursday & Fridays
Homework due in on Tuesday 13th December.
Celebration Assembly for Year 4 is at 2.45pm on a Friday


The Value that we are focusing on this term is:
Respect

Key Learning

Subject and Topic	Overview	Key knowledge
	Reading 	VOCABULARY – Explain the meaning of words in context EXPLAIN – Explain how meaning is enhanced through choice of words and phrases RETRIEVE – Retrieve and record information and identify key details from both fiction and non-fiction texts. SUMMARISE – Summarise main ideas from more than one paragraph
	Writing 	Poetry week Lost Property Office - Children will be comparing two list poems by Michael Rosen and Roger McGough. We will be discussing new vocabulary and then writing our own list poems. Leon and the Place Between By Grahame Baker-Smith – We will be using this text as our writing stimulus for this half term. Throughout this unit we will be practising how to extend a range of sentences with more than one clause by using a wider range of conjunctions including when, if, because, although and building our vocabulary knowledge.

	Spelling	Read write Inc key spelling patterns will be; <ul style="list-style-type: none"> Words with the s sound spelt sc Possessive apostrophes with plural words, Words ending in zhun spelt -sion
	Grammar	We will be focusing on using the possession apostrophe with plural nouns and we will continue to master expanded noun phrases and fronted adverbials.
Mathematics 	Multiplication and Division	<u>Key Knowledge</u> Understanding multiples of a number, Dividing into equal groups, Related number facts ($6 \times 3 = 18$, $18 \div 3 = 6$) Problem solving, To know all my timestables, To know what happens when you divide a number by 1 and itself. <u>Key Vocabulary</u> Multiply and divide, digits, place value, groups of, lots of, times, share, remainder, factor, multiply, product.
Science 	Living things and their habitats –	<u>Key Knowledge</u> Recognising that living things can be grouped in a variety of ways, use classification keys, name a variety of living things and recognise that environments can change. <u>Key Vocabulary</u> Vertebrates, invertebrates, fish, amphibian, reptiles, birds, mammals, insects, spiders, worms, slugs, snails, mollusc, arachnids, habitat, environment, predator, prey, food chain, producer, consumer.
Computing 	Animation In this unit, the children will learn basic animation apps to make a stick figure move on the screen.	<u>Key Knowledge</u> To create a series of linked frames that can be made into a short animation, To control and adjust a time slider to locate a different point in a film clip, Insert images to create a simple stop motion animation short film clip, Evaluate the good and bad points about some animation software. <u>Key Vocabulary</u> Storyboard, animation, frame, model making, movement, timing, stop motion,
	Digital Literacy	Super Searchers Pupils and students use search technology effectively, understanding how results are selected and ranked.

<p>History</p> 	<p>Romans</p> <p>In this unit we will study the Roman Empire and its impact on Britain.</p>	<p><u>Key Knowledge</u></p> <p>Place key events on a timeline To know how the Romans invaded Britain and how Britain improved To know that people in the past cooked and travelled differently and used different weapons from today.</p> <p><u>Key Vocabulary</u></p> <p>Romans, century, decade, invasion, Empire</p>
<p>Design Technology</p> 	<p>Money Containers</p> <p>In this unit children will make their own money pouch based on an original Roman artefact.</p>	<p><u>Key Knowledge</u></p> <p>To know how to design a product, To know how to evaluate a product, To know how to sew two pieces of fabric together,</p> <p><u>Key Vocabulary</u></p> <p>Needle, thread, evaluate, pouch, joining, design, product, finish,</p>
<p>Music</p> 	<p>Glockenspiel Stage 1</p> <p>The children will learn how to play the glockenspiel.</p>	<p><u>Key Knowledge</u></p> <p>To know some note names, CDEFGABC To know the meaning of tempo, compose and rhythm, To know how to play a tuned musical instrument.</p> <p><u>Key Vocabulary</u></p> <p>Note, rhythm, pulse, tempo, dynamics, timbre, pitch, notation, composer, history, glockenspiel</p>
<p>Personal Social Health and Relationship Education</p> 	<p>Anti-Bullying and Inclusion</p> <p>The main themes we will be looking at our of own sense of identity and the community we live in.</p>	<p><u>Key Knowledge</u></p> <p>To know what a citizen is, How to be an active citizen, To know my sense of identity, Our growing identity,</p> <p><u>Key Vocabulary:</u></p> <p>Feelings, rights, responsibilities, identity, citizen, tolerance, bullying, ant-bullying, community, respect, diversity, difference, relationships,</p>
<p>Physical Education</p> 	<p>Real PE – Social</p> <p>Key skills – Dynamic Balance and Agility: jumping and landing Static Balance; seated. My</p>	<p><u>Key Knowledge</u></p> <p>To know how to praise and encourage others, To show patience when working as part of a team, To know how to cooperate with others when working in a team</p> <p><u>Key Vocabulary:</u></p> <p>Teamwork, landing, jumping, 2 feet, patience, agility, balance, static, 180° turn, quarter turn, tuck jump, competition, personal best, head to head,</p>
<p>Religious Education</p> 	<p>What do our Christmas decorations really mean?</p>	<p><u>Key Knowledge</u></p> <p>To understand the key symbols used by Christians at Christmas e.g., lights, bells, ever green trees, stars</p> <p><u>Key Vocabulary:</u></p>

		Christian, celebration, eternal, guidance, kindness, light of the world, nativity, prophet, prophecy, resurrection, saviour, shepherd, symbolise
Spanish 	My Local Area, Your Local Area	<u>Key Knowledge</u> I can write my own fireworks poem, I can read and write commands, I can say and understand classroom instructions, I can say and recognise places in town, I can ask 'Where is...?' and classify nouns, I can identify and name shops in Spanish.