

# Year 2 Curriculum Newsletter



## Term 1

Dear parents and carers,

Hello and welcome back for a new, exciting academic year in Year 2. We are both really excited to begin the year and can not wait to experience all the fun things instore in Year 2. Our PE day will be every Monday.

### What is happening this term?

For whole school events please see the whole school dojo. Here are some additional things happening for Seahorses and Starfish.

The children will be having their Forest School sessions this half term.




Wednesday = Starfish








Thursday = Seahorses




The Value that we are focusing on this term is:

Kindness

## Key Learning

Subject and Topic	Overview	Key knowledge
	Reading 	Draw on knowledge of vocabulary to understand texts ( <b>VOCABULARY</b> – what words mean) <i>Introduction to The Word Collector and the link to vocabulary development.</i>  Predict what might happen on the basis of what has been read so far ( <b>PREDICT</b> – wat we think might happen next)  Identify / explain key aspects of fiction and non-fiction texts, such as characters, events, titles, and information ( <b>EXPLAIN</b> – using evidence from the text)
	Writing 	<b>Fiction - characters</b>  To write a story based on the model text 'Troll Swap' using the pupils' ideas for characters.
	Spelling Phonics	<b>Phase 5 – Letters and Sounds</b> read and spell words containing adjacent consonants and some polysyllabic words ea pear, wh when, ie tie, e-e sphere, o-e love, ea read, ue clue
	Grammar	Use punctuation correctly – full stops, capital letters

		Use expanded noun phrases to describe and specify Use subordination (because) and coordination (and)
<b>Mathematics</b> 	<b>Place Value</b>	Numbers to 20 Estimate numbers Compare numbers Order objects Count in 2s, 5s and 10s Use a place value chart <u><b>Key Vocabulary</b></u> Hundreds, tens, ones, zero, place value, greater than, less than, order, partition, digit
<b>Science</b> 	<b>Living things and their habitats</b>	Distinguish between things that are living, dead or have never been alive, habitats providing for basic needs of plants and animals, simple food chains, identify and name a range of plants and animals in their local area and their habitats. <u><b>Key Vocabulary</b></u> Living, dead, non-living, habitat, energy, food chain, woodland, pond, field
<b>Art and Design</b> 	<b>Portraits</b> What do my friends look like?	Mix a range of colours from a given palette. Make careful observations. Talk about proportion.
<b>Computing</b> 	<b>Using the internet</b>	Identify search results that will give some useful information. Know where to find the address of a link Log in and post a comment or blog
<b>Geography</b> 	<b>Continents</b> Name and locate the world's seven continents and five oceans.	<u><b>Key Vocabulary</b></u> Africa, Europe, Asia, Australasia, Antarctica, North America, South America, United Kingdom, North, South, East, West
<b>Music</b> 	<b>Hands, feet, heart</b> <b>Music from South Africa, Freedom songs.</b>	South African music and Freedom Songs. Nelson Mandela as a famous and influential person in our lifetimes. Historical context of musical styles. To know there are different styles of music.
<b>Personal Social Health and Relationship Education</b> 	<b>Protective Behaviours</b>	Learning that we all have the right to feel safe all of the time through discussing unsafe feelings and problem solving. Learning we can talk with someone about anything, even if it feels awful or small. This is taught through the children's network of trusted adults and learning about personal space and body awareness.

Physical Education 	Sending and receiving Action/response	I can perform a sequence of movements with some changes in level, direction or speed. I can perform some roles with consistency and consistency.
Religious Education 	Why should we share and be thankful?	What are thankful for? Can we work as a class to share and show gratitude? <u>Key Vocabulary</u> Diwali, gratitude, Harvest, kindness, miracle, miracle, parable, share, Sukkot, thankful
Forest Schools 		Links to Science- Living things and their Habitats 'Where plants and animals live and Food Chains'  Art- Portraits; creating frames and portraits from natural materials. Bringing in books and discussions around celebrating diversity.