

Year 4 Curriculum Newsletter



Term 5

Dear parents and carers,

Welcome back to the final term of this school year. We hope that you have all had a restful break and are ready for the term ahead.

Please can you continue to support your child at home with their times tables in the run up to the national times tables checks. The regular practice really makes a difference to their recall.

What is happening this term?

For whole school events please see the whole school dojo. Here are some additional things happening for Hippos and Pangolins.

Swimming will continue for those selected children in both Pangolin and Hippo classes.

Hippo PE: Wednesday and Thursday

Pangolin PE: Thursday and Friday




Homework due in on Monday 23rd May.






The Value that we are focusing on this term is:



Ambition

Key Learning

Subject and Topic	Overview	Key knowledge
<p>English</p>	<p>Reading</p>	<p>Explain - explain how information / narrative content is related and contributes to the meaning as a whole</p> <p>Vocabulary - explain the meaning of words in context</p> <p>Inference - justifying and using evidence from the text</p> <p>Predict - predict what might happen from details</p>
	<p>Writing</p>	<p>Pathways to Poetry</p> <p>During the first week of Summer Term we will be exploring a poem called 'Look!' by Grace Nicholls in The Barefoot Book of Earth Poems. The children will use this poem to write a similar list poem about the rainforest.</p> <p>Pathways to Writing - Non-Chronological Report</p> <p>Where the Forest Meets the Sea by Jeannie Baker and Jungle Explorer by The Literacy Company</p> <p>- We will be using this text as our writing stimulus for this half term. By the end of the unit the children will create a zoo information board for a rainforest exhibit.</p>
	<p>Spelling</p>	<p>Please can the children learn to spell these words over this half term; actually, appear, arrive, caught, disappear(ing), favourite, fruit, group, guide, imagine, important, learn, natural, notice, perhaps, straight, surprise, though</p>

	Grammar	<p>To build a varied and rich vocabulary, To use simple organisational devices in non-narrative material, To write in the present tense, To use commas, question marks, capital letters, full stops correctly</p>
Mathematics 	Decimals	<p>To write decimals to 2 decimal places To compare decimals To order decimals</p> <p><u>Key Vocabulary - decimals</u> tenths, hundredths, decimal tenths, decimal hundredths, part whole model, rounding, decimal point and place value</p>
	Money	<p>To understand Money – ordering and estimating <u>Key Vocabulary – Money</u> amount, change, estimate, decimals pence, penny, pound, round, value, convert</p>
Science Electricity 	Build and explain simple circuits and recognise and use standard symbols when constructing and representing circuits.	<p>To know materials can be conductors or insulators and be able to recognise common ones.</p> <p>To understand what an incomplete and complete circuit is and how a switch controls this.</p> <p>To know the parts of a circuit and corresponding symbols– cells, wires, bulbs, switches and buzzers.</p> <p>To know common appliances that need electricity to work</p> <p><u>Key Vocabulary</u> cells, wire, bulbs, switches, buzzers, battery, circuit, conductors, insulators, incomplete, complete</p>
Computing 	CYBERBULLYING & DIGITAL DRAMA	<p>Decide what kind of statements are safe and acceptable to say online and which are not.</p> <p>Identify ways to respond to mean words online, using S-T-O-P. Step away Tell a trusted adult Ok sites first Pause and think online</p> <p>Understand that it's important to think about the words we use because everyone interprets things differently.</p>
	Scratch: Questions and Quizzes	<p>To know how to create and debug an algorithm to create a procedure</p> <p>To know how to create and debug an algorithm with different colours</p>

		To know how to create and debug an algorithm to write text
Design Technology Bridges 	To explore ways in which pillars and beams are used to span gaps	To know some mechanisms, allow a smaller force to have a greater effect i.e. levers, pulleys and gears. To construct model bridges <u>Key Vocabulary</u> Pillars, beams, deck, parapets, trusses, truss bridges, arches, suspension bridge, anchorage, tension force, compression force
Geography Earthquakes and Tsunamis 	Describe and understand key aspects of- physical geography: earthquakes, and tsunamis.	To understand what causes earthquakes To know how earthquakes are measured To understand the impact of earthquakes on people and their lives To understand how tsunamis form To understand the impact of tsunamis on people and their lives To talk about the effects of global warming. <u>Key Vocabulary</u> Global warming, epicentre, earthquake, Earth's crust, plate, surface, seismic waves, tsunami, ocean, landslide
Music 	Blackbird The Beatles and the development of pop music The Civil Rights Movement.	<u>Skills</u> Listen and appraise different Beatles songs Move rhythmically to music Learn songs and sing tunefully <u>Key Vocabulary</u> Acoustic guitar, percussion, birdsong, civil rights, racism, equality, pentatonic scale, unison, pulse, rhythm, pitch, tempo, dynamics, texture structure, compose, improvise, hook, riff, melody, solo
Personal Social Health and Relationship Education 	Drugs Alcohol	To understand the difference between illegal and legal. To know the effects of alcohol on the body. To know that alcohol can affect people differently.
Physical Education 	QAA <i>Pupils should be taught to take part in outdoor and adventurous activity challenges both individually and within a team.</i>	Develop good listening skills, follow instructions and discuss with others. Follow a simple map in a familiar context. Move from one location to another following a map. Use clues to follow a map. To think activities through & problem solve. Demonstrate an understanding of how to stay safe. (follow a route safely & within a time limit).
Religious Education	What does it mean to be Sikh?	To consider who or what guides you in your life

		<p>To know what <i>Guru Granth Sahib</i> is and understand why it is important for Sikhs To know what <i>Gurdwara</i> is and what happens there To know some features of a <i>Gurdwara</i> For some class members the emphasis will be on sharing beliefs and explaining these to the other children</p> <p style="text-align: center;"><u>Key vocabulary</u></p> <p>Morality, <i>Guru</i>, Leader, <i>Guru Granth Sahib</i>, Sikh, <i>Waheguru</i>, <i>Mool Mantra</i>, Guide, <i>Ik Onkar</i>., <i>Gurdwara</i>, <i>Nishan Sahib</i>, <i>Langar</i>, Equality, Community</p>
<p>Spanish</p> 	<p>Weather, compass points and towns</p>	<p>To know how to say and understand 10 weather phrases To know how to ask what the weather is like To know how to give a simple weather forecast To know what the weather is like in different regions of Spain To say what the weather is like in different parts of a country by referring to towns and compass points</p>