

Year 6 Curriculum Newsletter



Term 1

Dear parents and carers,

We hope you have all had a lovely summer. We have enjoyed welcoming the children back and seeing them start off the year so well – we are very proud of how well all of the children have begun their Year 6 learning journey and we are very much looking forward to sharing all of the wonderful learning experiences and activities that we have planned during the course of the year.

What is happening this term?

For whole school events please see the whole school dojo.

Residential Information Meeting = Tuesday 19th
September @5pm




Hotshots taster session = Thursday 21st September
(Children to wear their PE kit please)





Year 6 Residential = Wednesday 18th – Friday 20th
October





The Value that we are focusing on this term is:



Kindness

Key Learning

Subject and Topic	Overview	Key knowledge
English 	Reading 	<ul style="list-style-type: none"> ● Vocabulary – Understanding the meaning of words within context. ● Predict – Predict what might happen from the details stated and implied. ● Explain – Identify/explain how information/narrative content is related and contributes to the meaning as a whole. Identify/explain how meaning is enhanced through choice of words and phrases. Make comparisons within the text
	Writing 	Our text this term is: <i>'Star of fear, star of hope'</i> by Jo Hoestlandt This term the children are working towards writing a narrative with a flashback from the point of view of another character.
	Spelling Phonics	Adding suffixes to root words. e.g. -ing -ed -er -est -ible -able
	Grammar	<ul style="list-style-type: none"> - Using expanded noun phrases to convey complicated information concisely. - Use passive verbs. - Link ideas across paragraphs using a wider range of cohesive devices. - Integrate dialogue to convey characters and advance the action.
Mathematics	Place value	<u>Key knowledge</u>

		<p>Numbers to 1,000,000, Numbers to 10,000,000, Read and write numbers to 10,000,000, Powers of 10, Number line to 10,000,000, Compare and order any integers, Round any integer, Negative numbers</p> <p>Key vocabulary</p> <p>Ten million, Millions, Thousands, Hundreds, Tens, Ones, Zero, Place value, Greater than, Less than, Order, Round, Rounded, Negative number, Partition, Digit, Interval, Sequence, Linear sequence</p>
<p>Science</p> 	<p>Light</p>	<p>Key Knowledge</p> <p>Can they identify light sources? Can they explain how light travels in straight lines? Can they understand that light travels fast? Can they explain that objects are seen because they give out (sources) light or reflect light into the eye? Can they use scientific diagrams to explain how humans see objects? Can they use the idea that light travels in straight lines to explain why shadows have the same shape as the objects that cast them?</p> <p>Key vocabulary</p> <p>Refraction, reflection, Light, spectrum, rainbow, colour, Eye, iris, pupil, optic nerve, lens, cornea, shadow</p>
<p>Computing</p> 	<p>Digital literacy: Word Processing</p>	<p>Key Knowledge</p> <p>To know how to type on a keyboard. To know how to type symbols and save files. To know how to edit text. To know how to use a keyboard. To know how to select and format text and font. To know how to change the case of text. To know how to align text. To know how to use bullets and numbering. To know how to use the <ctrl> key. To know how to insert and format text boxes. To know how to format images for a purpose. To know how to use formatting tools to create and effective layout. To know how to use the spellcheck tool. To know how to insert and format a table in a word processing document. To know how to change a page layout for a purpose. To know how to create a hyperlink within a word document.</p> <p>Key Knowledge</p> <p>Word processing, online safety, restore, screenshot, snipping tool, align, justified, indent, shortcut, wrap text, format</p>
<p>Art</p> 	<p>Street spirit – urban art</p>	<p>Key Knowledge</p> <p>To understand how location can affect the scale of a piece of artwork. Be able to explain how artists convey messages through their artwork.</p>

		<p align="center"><u>Key Vocabulary</u></p> <p align="center">Line, shape, form, colour mixing, scale.</p>
<p>Geography</p> 	<p>Raw materials:</p> <p>Water</p>	<p align="center"><u>Key Knowledge</u></p> <p>To be able to explain the three states of matter– solid, liquid and gaseous state.</p> <p>To begin to explain how to change a solid into a liquid and describe how you turn a liquid into a gas.</p> <p>To explain the key aspects of the water cycle.</p> <p>To understand how clouds and rain are formed.</p> <p>To explain how and why drinking water is cleaned.</p> <p>To explain and discuss the causes and effects of flooding.</p> <p>To list and talk about different types of flooding.</p> <p>To discuss how flooding affects communities.</p> <p>To understand the causes and effects of water pollution.</p> <p>To explain why water is major necessity in any village, town or city?</p> <p>To consider how water is used to help provide energy to many places?</p> <p align="center"><u>Key Vocabulary</u></p> <p align="center">water cycle, evaporation, transpiration, condensation, precipitation, solid, liquid, gas, runoff, droplet, vapor, sleet, snow, cloud, rain , rivers, ocean, sea, continents, hydrologic cycle, Earth, atmosphere</p>
<p>Music</p> 	<p>Happy</p>	<p align="center"><u>Key Knowledge</u></p> <p>Listen & Appraise: Happy is a song written, produced and performed by Pharrell Williams</p> <p>Happy is a Pop song that has a soul music sound and groove from the 1960s; very much like a Motown song.</p> <p align="center"><u>Key Vocabulary</u></p> <p align="center">style indicators, melody, compose, improvise, cover, pulse, rhythm, pitch, tempo, dynamics, timbre, texture, structure, dimensions of music, neo soul, producer, groove, Motown, hook, riff, solo</p>
<p>Personal Social Health and Relationship Education</p> 	<p>Protective behaviours</p>	<p align="center"><u>Key Knowledge</u></p> <p>To know about the rights and responsibilities we have. Safe feelings and what it means by fun to be scared. Early warning signs. Safety networks and information sharing.</p> <p align="center"><u>Key Vocabulary</u></p> <p align="center">Rights, responsibilities, safety, safety network, protective, early warning signs.</p>
<p>Physical Education</p> 	<p>Co-ordination:</p> <p>Ball Skills</p> <p>Agility</p>	<p align="center"><u>Key Knowledge</u></p> <p>To continue to use the terminology taught in previous years.</p> <p>To explain how individuals need different types & levels of fitness to be more effective in their activity / role / event.</p> <p>To know how to warm up and cool down to avoid injury.</p> <p>To lead a small group through a physical task.</p> <p>To know that I will need different types of equipment to play different activities and to keep myself safe.</p>

		<p>To know how to dress for different types of physical activities. To identify my own strengths and weaknesses and set myself appropriate targets for progression. To accept critical feedback and make changes. To know how to motivate myself and others to perform better.</p>
<p>Religious Education</p> 	<p>Who was Buddha and what can we learn from him?</p>	<p><u>Key Knowledge</u> Who is Buddha and what did he learn? What were the 'four sights of suffering?' What difficult decisions did Buddha face and how can I relate to these? Why is the bodhi tree important? How does meditation feel? What does the festival of Wesak celebrate and how is the lotus flower important to Buddhists? What are the four noble truths and how do they affect the life of a Buddhist? How can following the 'middle way' end suffering? Why is the 'noble eight-fold path' important to Buddhists? How would a Buddhist react?</p> <p><u>Key Vocabulary</u> Bodhi Tree, Buddha, Buddhist, Calm, Decisions, Dukka, Enlightenment, Impermanent, Lotus flower, Middle way, Meditate, Noble Eight-fold path, Suffering, Wesak.</p>
<p>Spanish</p> 	<p>Revisiting me / Telling the time / Everyday life</p>	<p><u>Key Knowledge</u> To recall phrases to talk about myself and my feelings. To give a simple description about myself. To remember and use numbers to 60. To understand 'o'clock' time phrases. To be able to talk about my daily routine in Spanish. To be able to answer questions about my daily routine in Spanish.</p>