

# Year 4 Curriculum Newsletter



## Term 6

Dear parents and carers,

Welcome back to our last half term of this academic year. We hope you have enjoyed the break and that the children are looking forward to the next six weeks where we will start to begin discussing transition into Year 5 but not before we have made sure Year 4 ends with lots of learning, enjoyment and excitement.

### What is happening this term?

For whole school events please see the whole school dojo. Here are some additional things happening for Hippos and Pangolins.




Forest school will be every Wednesday, please come dressed for the weather.



PE Days will be every Thursday.  
Homework due in on Monday 15<sup>th</sup> July.





The Value that we are focusing on this term is:





**Teamwork**

## Key Learning

Subject and Topic	Overview	Key knowledge
English 	Reading 	During our reading lessons this half term, we will read 'Varjak Paw' written by S.F.Said  Throughout these sessions, the children will be exploring a range of skills, such as; Echo reading Predicting Summarising Clarifying Questioning Improving fluency
	Writing 	<p><b>Pathways to Writing - Poetry</b></p> This half-term, we will be studying Haikus. Children will participate in activities that involve performing poems, reading different poems, and then writing their own Haiku. <p><b>Pathways to Writing – Letter Writing</b></p> In this writing unit, we will use the book Blue John by Berlie Doherty. We will explore the caves in Derbyshire that inspired this book and continue to build on English

		skills already taught. The final outcome for this unit will be for the children to write a letter in the role of an expert on cave formation.
	<b>Spelling</b>	Adding the suffix -ion – progression / discussion Adding the prefix ir- - irregular/irresponsible
	<b>Grammar</b>	Know the difference between plural and possessive -s Indicate possession by using the possessive apostrophe with singular and plural noun. Use fronted adverbials to introduce paragraphs. Use a variety of verb forms.
<b>Mathematics</b>  	<b>Statistics</b>	<u><b>Key knowledge</b></u> Interpreting charts Comparison, sum and difference, Introducing line graphs Line graphs  <u><b>Key vocabulary</b></u> Bar chart, pictogram, frequency table, tally chart, discrete data, continuous data, time graph, sum, difference, comparison, interpret
	<b>Properties of shape</b>	<u><b>Key Knowledge</b></u> Identify angles Compare and order angles Triangles and quadrilaterals Lines of symmetry  <u><b>Key vocabulary</b></u> angle, right angle, acute, obtuse, horizontal, vertical, diagonal, parallel, perpendicular, two-dimensional, polygon, line of symmetry, reflection, mirror line, isosceles, equilateral, scalene, quadrilateral, rhombus, parallelogram, trapezium
	<b>Position and direction</b>	<u><b>Key knowledge</b></u> Describe position Draw, move and describe movement on a grid
<b>Science</b> <b>I Wonder Why</b>  	The school developed a unit to foster curiosity and extend scientific enquiry skills in a context of the children's interests rather than pre-prescribed national curriculum topics.	<u><b>Key Knowledge</b></u> Asking relevant scientific questions Using different types of scientific enquiries to answer questions Using straightforward scientific evidence to answer questions or to support their findings Revisiting key knowledge from previous science learning and relevant to the enquiry questions the children focus on  <u><b>Key Vocabulary</b></u>  This unit is an opportunity to re visit vocabulary from previous science learning and introduce new vocabulary relevant to the unit.

<p><b>Computing</b></p> 	<p>Communication and collaboration.</p>	<p>In this unit about Communication and Collaboration, the children will begin by gaining an understanding of the difference between online and offline communication. Then, they will explore online communication in detail, as well as looking at the positives and negatives of different online communication methods. Children will also learn all about emails. They will learn about the features of email in detail, the process of how emails are sent, explore what email protocols are, and then practise sending emails themselves. They will also learn how to send attachments in an email and understand what spam emails are, delving into the concept of phishing. Finally, children will explore how to collaborate online using a cloud storage service and the tools they offer for editing online documents, working collaboratively alongside others.</p>
<p><b>History</b> The Norman Conquest</p> 	<p>This unit will teach children about William the Conqueror, The Battle of Hastings (1066) and life in Norman Britain</p>	<p><u>Key Knowledge</u></p> <p>To know who William the Conqueror was. To know what is meant by a battle To know the importance of the Battle of Hastings. To know who the Normans were and their place within history.</p> <p><u>Key Vocabulary</u></p> <p>conquest, battle, Century, AD, Domesday Book</p>
<p><b>Art and Design</b></p> 	<p><b>Shine a Light - Functional Design</b></p> <p>Know that designers respond to a brief when designing a product.</p>	<p>Know how to <i>design</i> an item for purpose. Know how choice of materials will affect the construction of the item. Know how to plan the construction of their item following their design plan.</p>
<p><b>Music</b></p> 	<p><b>Reflect, rewind and replay</b></p> <p>Revision and deciding what to perform. Listen to Western Classical. The language of music.</p>	<p><u>Key Knowledge</u></p> <p>Listen to and appraise songs from this academic year To learn and use some of the language of music To perform favourite songs from this year</p> <p><u>Key Vocabulary</u></p> <p>Rhythm, pulse, tempo, dynamics, timbre, pitch, notation, composer, history</p>

<p>Personal Social Health and Relationship Education</p> 	<p>First aid - part 2</p>	<p>To know how to help if someone has been stung or bitten To know how to help someone having an allergic reaction</p>
<p>Physical Education</p> 	<p>Health and fitness</p>	<p>I can describe why we need to warm up and cool down I can describe how and why my body changes during and after exercise To know that physical activity can improve my wellbeing; after exercise I can feel good.</p>
<p>Religious Education</p> 	<p>How do we make moral choices.</p>	<p>To know what moral choices are, To know that there are consequences for our moral choices, To know what how people and organisations help to make moral choices, To know how to decide what is wrong or right.</p>
<p>Spanish</p> 	<p>Ice cream and the weather.</p>	<p>This half-term, Stage 2 learners will learn all about the weather and ice cream. The children will start by learning weather phrases, then describe the weather in different seasons and use a map of Spain to give a weather forecast. The children will move on to look at ice cream flavours and will describe and create their perfect ice cream. Finally, in the final lesson for Summer 2, the children will have an opportunity to use their language detective skills to experience a lesson learning another language! In Stage 2 the children will try a lesson of French.</p>