

Year 2 Curriculum Newsletter



Term 4

Dear parents and carers,

Hello! We hope that the half term break was restful for you all. We are looking forward to this half term as we have our trip to the Sealife Centre in Birmingham.

What is happening this term?

For whole school events please see the whole school dojo. Here are some additional things happening for Seahorses and Starfish.




PE days in Y2 will be on a Monday and Friday.








Y2 Sealife Centre Trip – Wednesday 8th March


The Value that we are focusing on this term is:

Kindness

Key Learning

Subject and Topic	Overview	Key knowledge
<p>English</p> 	<p>Reading</p> 	<p>Draw on knowledge of vocabulary to understand texts (VOCABULARY – what words mean)</p> <p>Make inferences from the text (INFERENCE – giving opinions and answering questions about the text)</p> <p>What can the children understand from the book (fiction or non-fiction) about the setting and characters. (Retrieval – using the features in the text to answer questions)</p>
	<p>Writing</p> 	<p>Recount – Diary</p> <p>The children will be learning how to write a recount as a diary entry based on the book – Major Glad, Major Dizzy.</p> <ul style="list-style-type: none"> To write sentences using description. Features of a letter and letter writing. Writing a diary from a character's point of view.
	<p>Spelling and Phonics</p>	<ul style="list-style-type: none"> Recapping phases 4 and 5 Learning about prefixes and suffixes and how they can change the meaning of a word.
	<p>Grammar</p>	<ul style="list-style-type: none"> Use present and past tenses correctly and consistently Use subordination (apply because, when; introduce that) Use punctuation correctly – introduce apostrophe for the possessive (singular)

Mathematics 	Length and Height Mass, capacity and Temperature	<ul style="list-style-type: none"> Measure in centimetres and metres. Compare different heights. <p><u>Key Vocabulary</u></p> <p>length, long, short, height, tall, measure, ruler, tape, measure, metre stick, centimetre (cm), metre (m), compare and order.</p> <ul style="list-style-type: none"> Compare volume and capacity. Use the four operations to solve problems related to mass. <p><u>Key Vocabulary</u></p> <p>mass, gram, kilogram, lighter, heavier, capacity, volume, millilitre, litre, temperature, Celsius, degrees</p>
Science 	Animals including humans	<p>Notice that animals including humans have offspring, which grow into adults. Find out about the basic needs of animals, including humans for survival.</p> <p><u>Key Vocabulary</u></p> <p>Water, food, nutrients, air, oxygen, offspring, diet, exercise, kitten, puppy, lamb, calf, piglet, foal.</p>
Design and Technology	Eat more fruits and vegetables	<ul style="list-style-type: none"> To examine, taste and describe a variety of fruits and vegetables. To find out how to handle and prepare a variety of fruits and vegetables. To be able to design a recipe to include fruit and/or vegetables. To be able to make and evaluate a food product based on a design.
Computing 	Programming with scratch junior	<ul style="list-style-type: none"> Turn the turtle using rt 90 and lt 90. Draw squares and rectangles. Create simple algorithms using several different blocks. Use the repeat and green flag blocks to control algorithms.
Geography 	Comparing weather patterns	<p>This term the children will compare Australia and the UK weather and seasonal patterns.</p> <p><u>Key Vocabulary</u></p> <p>Beach, Cliff, Coast, Sea, Ocean, Seasons, weather</p>
Music 	Zoo time – song structure.	<p>Style: Reggae</p> <p>Links: Animals, poetry and the historical context of musical styles.</p> <p>Know there are different styles of music.</p>
Personal Social Health and Relationship Education 	Relationships Families	<ul style="list-style-type: none"> What makes a family? Talk about someone special to you. Different types of families and who makes up a family group
Physical Education 	Real PE Unit 4 (GAMES)	<ul style="list-style-type: none"> I can make up my own rules and versions of activities. I can select and link movements together to fit a theme.

		<ul style="list-style-type: none"> I can begin to compare y movements and skills with those of others.
<p>Religious Education</p> 	<p>Why are some stories special?</p>	<p>What stories and books are special to my family and me? What stories and books are special to people within different religions?</p> <p><u>Key Vocabulary</u> Bible, Message, Moral, Qur'an, Story, Text(s), Torah, Values, Veda.</p>